



Blue Report

National Postcode Breakdown

January 2023

Who we are

Cleanbill is a healthcare directory with one simple aim: to increase healthcare accessibility.

We believe that healthcare is at its most accessible when you can see all your options and their costs before making a booking.

So, Cleanbill shows you just that.

What we do

We collect basic background, pricing, location and contact information for every single healthcare practice of a given speciality in a given area.

Then we put it all on cleanbill.com.au.

Patients in that area can then search Cleanbill to find every single healthcare practitioner around them and filter those results by the price of their basic services. In one simple, free search, patients can see every healthcare practitioner around them and find one that meets all their affordability and accessibility criteria.

What this press release is for

On 8 January 2023, Cleanbill released the 2023 Blue Report.

The Blue Report outlined the aggregate findings from listing full pricing information for every General Practice (GP) clinic in each of Australia's capital cities, as well as the entirety of the Northern Territory, the Australian Capital Territory and Tasmania.

Now we're taking the data analysis a step further.

This report outlines the bulk billing and out-of-pocket cost data we gathered from listing these clinics, broken down by postcode.

Key Statistics - National

Postcodes Surveyed ¹	857
Excluded Postcodes ²	353
Analysed Postcodes	504

Analysed Postcodes	504
100% Bulk Billing Postcodes ³	38 (7.5%)
0% Bulk Billing Postcodes ⁴	138 (27.4%)
>50% Bulk Billing Postcodes⁵	192 (38.1%)

Most Expensive Postcode Surveyed	5108 (SA)
Least Expensive Postcode Surveyed	2025 (NSW)

Just over 38% of postcodes surveyed had more bulk billing GP clinics than private billing, and bulk billing was universally available (offered by all GP clinics taking on new patients) in only 7.5% of postcodes surveyed.

4 of the 5 most expensive suburbs⁶ surveyed are located in Greater Sydney, while 3 of the 5 least expensive suburbs surveyed are located in Greater Adelaide.

¹ Postcodes found to have 1 or more GP clinics located within them.

² Postcodes that contain fewer than 3 GP clinics that are taking on new patients are listed in the Cleanbill database but are not included in Cleanbill's analysis.

³ Postcodes where all GP clinics that are taking on new patients bulk bill.

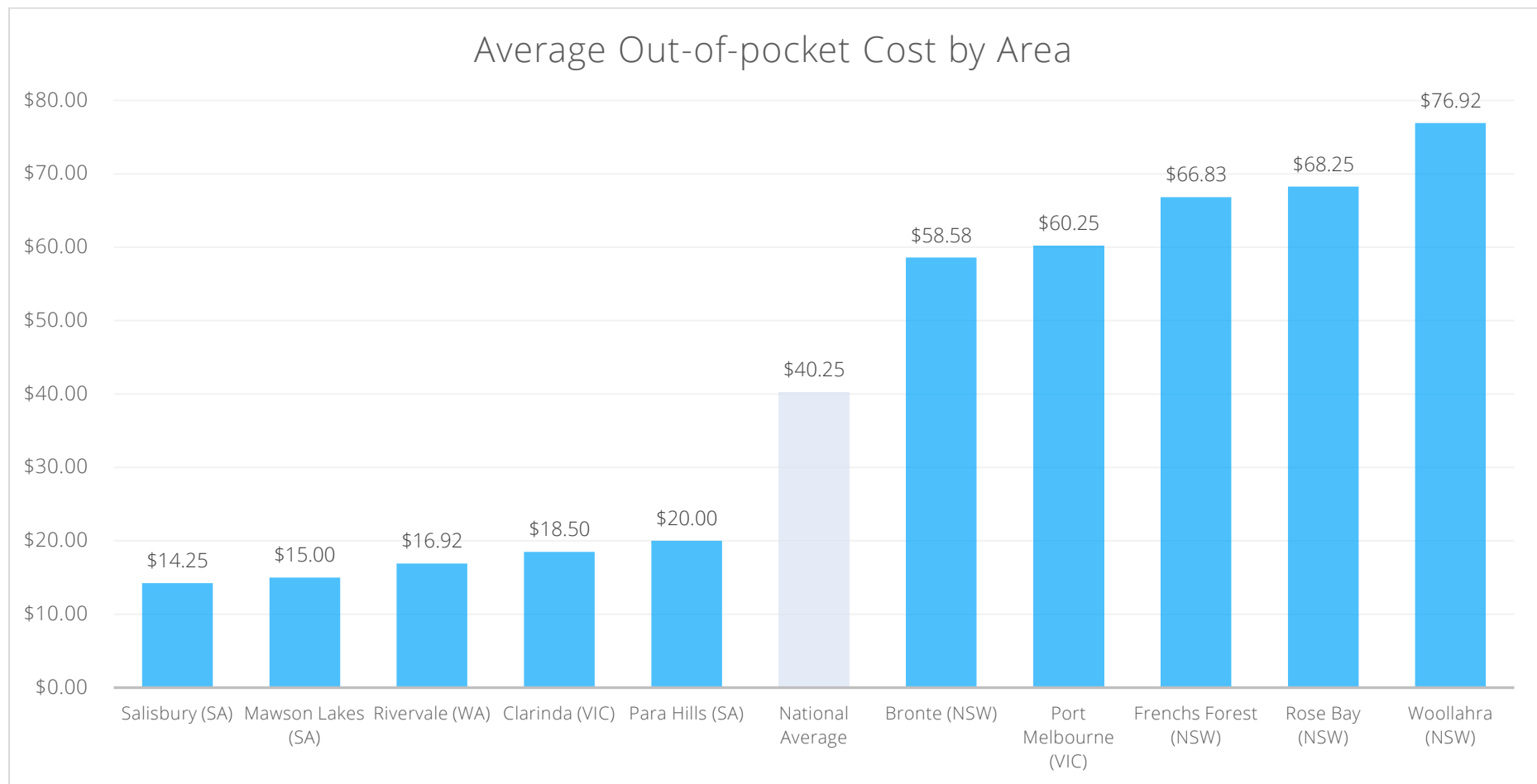
⁴ Postcodes where no GP clinics that are taking on new patients bulk bill.

⁵ Postcodes where 50% or more GP clinics that are taking on new patients bulk bill.

⁶ Suburbs are used as a rough equivalent of postcodes throughout this press release for ease of reference when talking about individual areas. The suburb listed is the suburb within the postcode with the highest number of GP clinics.

Out-of-pocket Costs - National

Below are the five most and least expensive suburbs in the country to visit a GP clinic, split by the national average out-of-pocket cost.



Key Statistics – Australian Capital Territory and Surrounds

Postcodes Surveyed	25
Excluded Postcodes	8
Analysed Postcodes	17

Analysed Postcodes	17
100% Bulk Billing Postcodes	0
0% Bulk Billing Postcodes	13 (76.5%)
>50% Bulk Billing Postcodes	0

Most Expensive Postcode Surveyed	2607 (Mawson)
Least Expensive Postcode Surveyed	2614 (Macquarie)

The average out-of-pocket cost of a standard, 15-minute consultation in [Mawson \(2607\)](#) is \$58.25.

The average out-of-pocket cost of a standard, 15-minute consultation in [Macquarie \(2614\)](#) is \$41.92.

There were too few analysed postcodes in the ACT to provide any further breakdown.

Key Statistics – Greater Adelaide

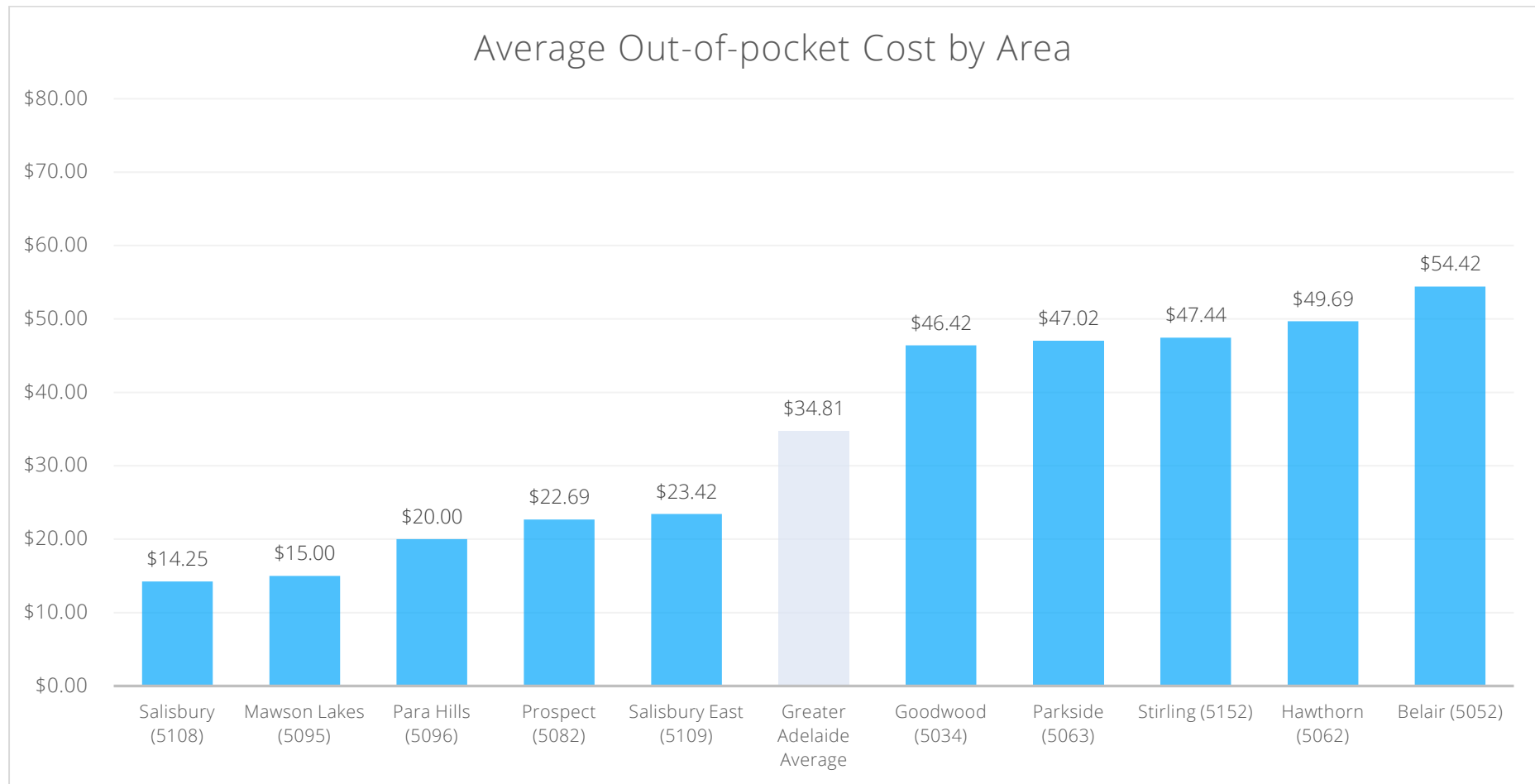
Postcodes Surveyed	95
Excluded Postcodes	46
Analysed Postcodes	49

Analysed Postcodes	49
100% Bulk Billing Postcodes	0
0% Bulk Billing Postcodes	20 (40.8%)
>50% Bulk Billing Postcodes	14 (28.6%)

Most Expensive Postcode Surveyed	5052 (Belair)
Least Expensive Postcode Surveyed	5108 (Salisbury)

Out-of-pocket Costs – Greater Adelaide

Below are the five most and least expensive suburbs in Greater Adelaide to visit a GP clinic, split by the average out-of-pocket cost.



Key Statistics – Greater Brisbane and Surrounds

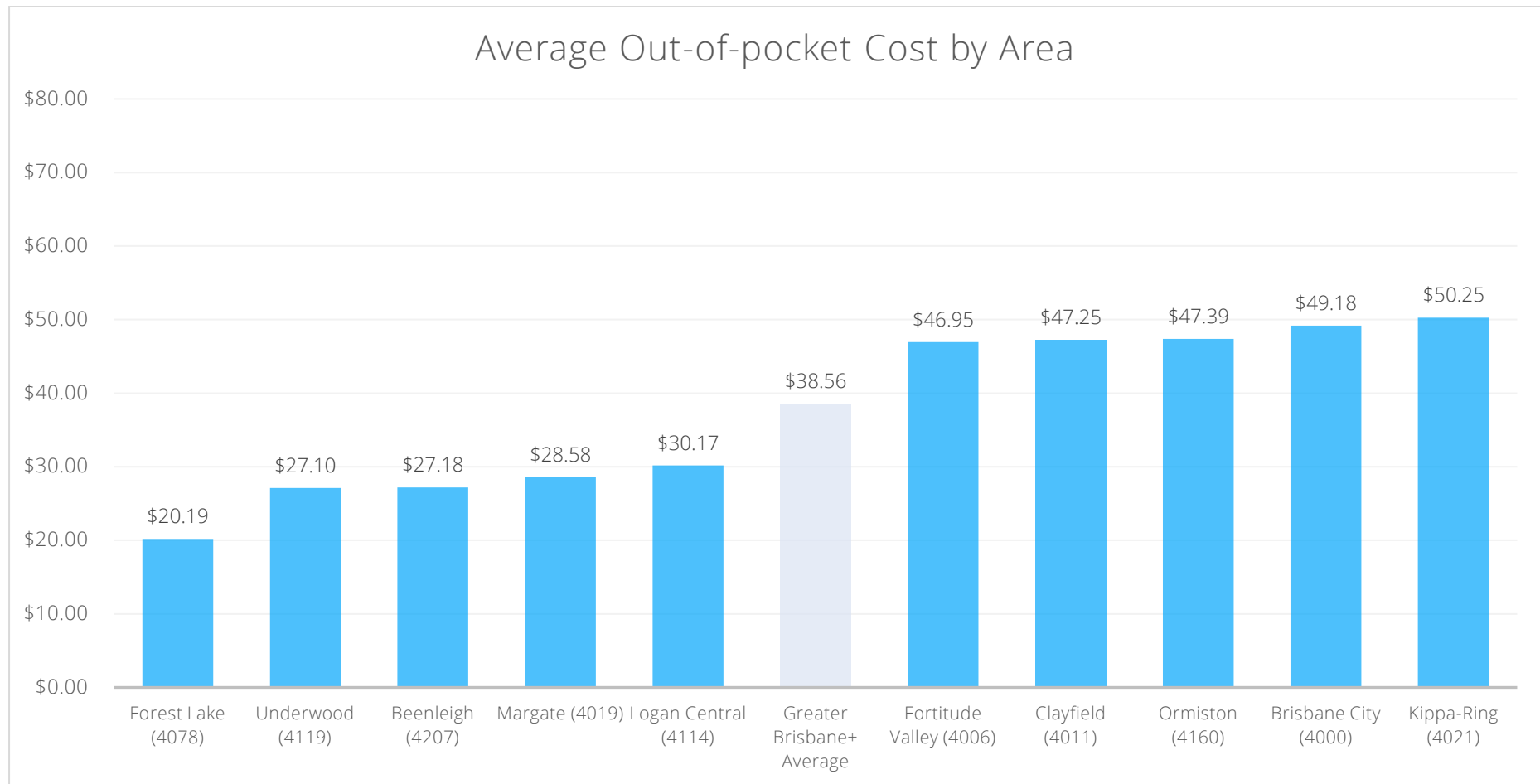
Postcodes Surveyed	131
Excluded Postcodes	53
Analysed Postcodes	78

Analysed Postcodes	78
100% Bulk Billing Postcodes	2 (2.5%)
0% Bulk Billing Postcodes	17 (21.8%)
>50% Bulk Billing Postcodes	25 (32.1%)

Most Expensive Postcode Surveyed	4021 (Kippa-Ring)
Least Expensive Postcode Surveyed	4078 (Forest Lake)

Out-of-pocket Costs – Greater Brisbane and Surrounds

Below are the five most and least expensive suburbs in Greater Brisbane and surrounds to visit a GP clinic, split by the average out-of-pocket cost.



Key Statistics – Greater Melbourne

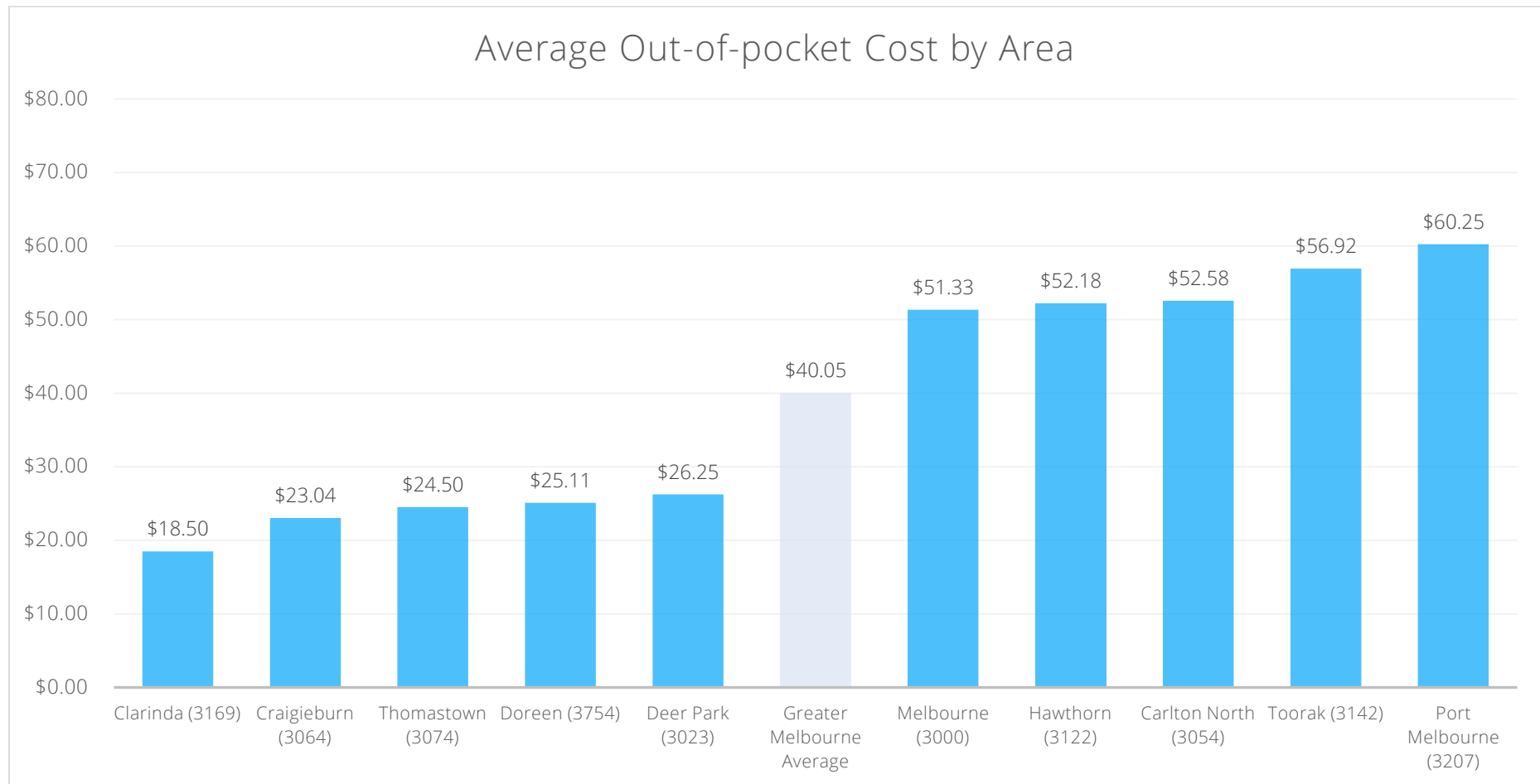
Postcodes Surveyed	226
Excluded Postcodes	92
Analysed Postcodes	134

Analysed Postcodes	134
100% Bulk Billing Postcodes	4 (3.0%)
0% Bulk Billing Postcodes	38 (28.4%)
>50% Bulk Billing Postcodes	47 (35.1%)

Most Expensive Postcode Surveyed	3207 (Port Melbourne)
Least Expensive Postcode Surveyed	3169 (Clarinda)

Out-of-pocket Costs – Greater Melbourne

Below are the five most and least expensive suburbs in Greater Melbourne to visit a GP clinic, split by the average out-of-pocket cost.



Key Statistics – Greater Perth

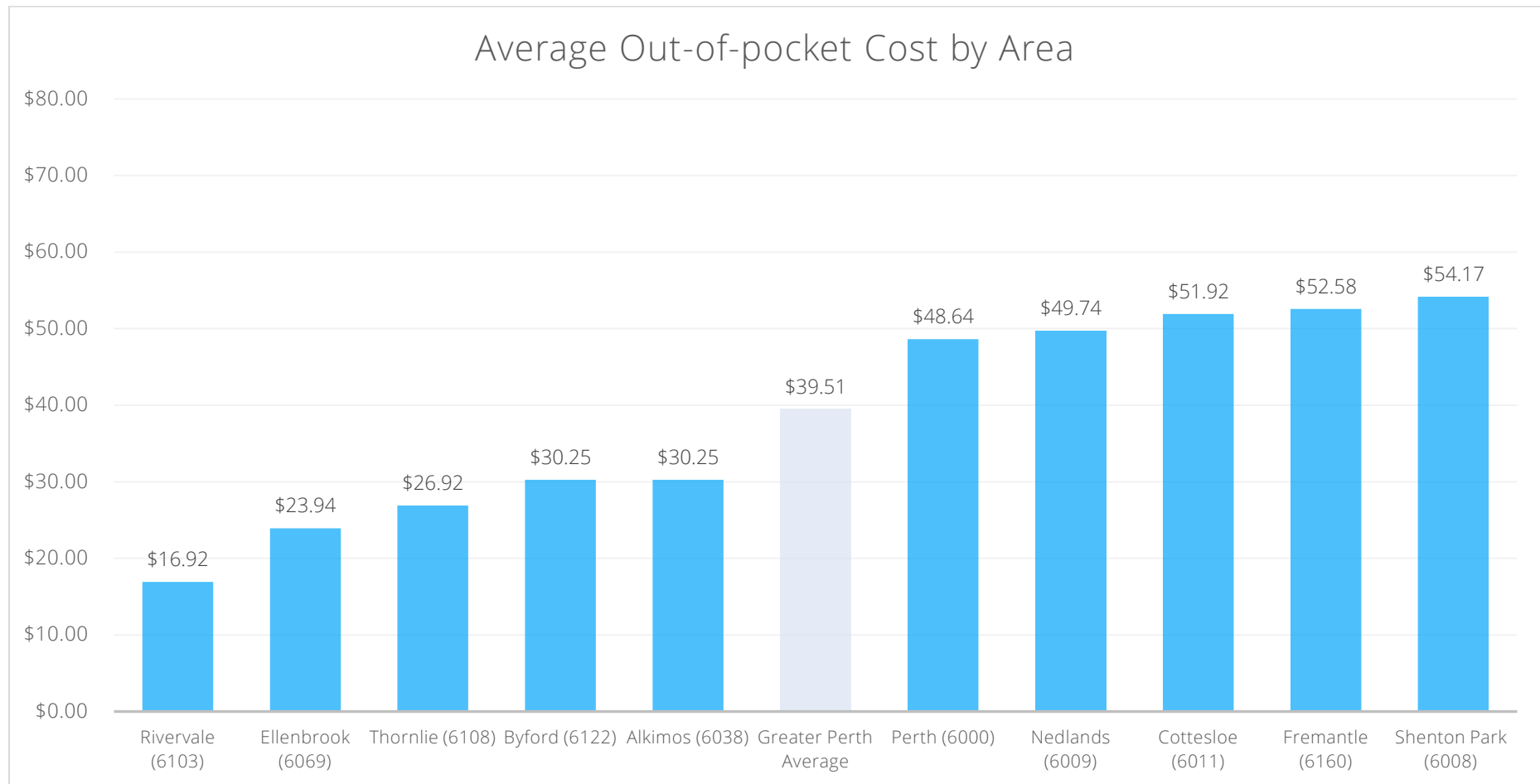
Postcodes Surveyed	97
Excluded Postcodes	27
Analysed Postcodes	70

Analysed Postcodes	70
100% Bulk Billing Postcodes	2 (2.9%)
0% Bulk Billing Postcodes	25 (35.7%)
>50% Bulk Billing Postcodes	10 (14.3%)

Most Expensive Postcode Surveyed	6008 (Shenton Park)
Least Expensive Postcode Surveyed	6103 (Rivervale)

Out-of-pocket Costs – Greater Perth

Below are the five most and least expensive suburbs in Greater Perth to visit a GP clinic, split by the average out-of-pocket cost.



Key Statistics – Greater Sydney

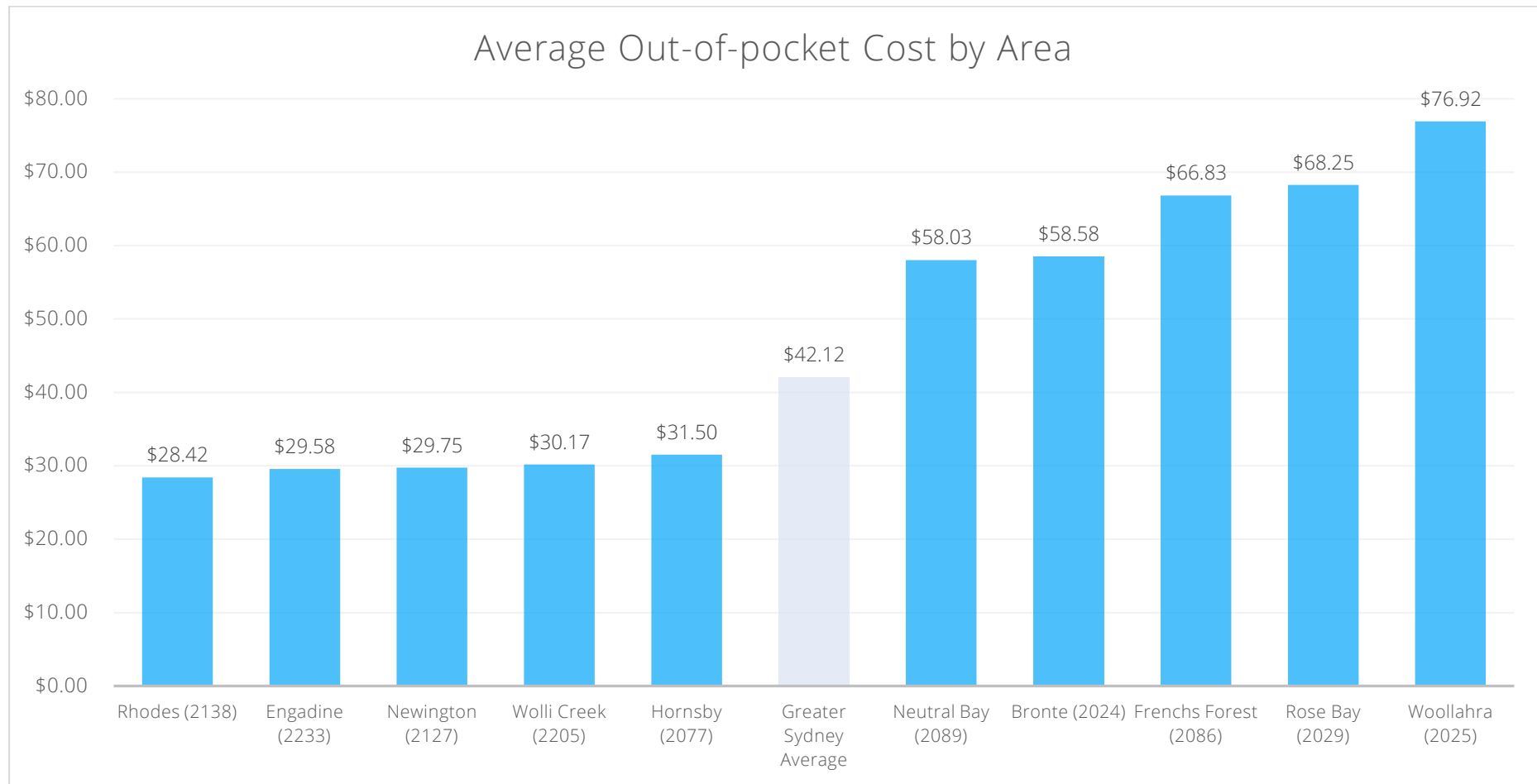
Postcodes Surveyed	212
Excluded Postcodes	69
Analysed Postcodes	143

Analysed Postcodes	143
100% Bulk Billing Postcodes	30 (21.0%)
0% Bulk Billing Postcodes	20 (14.0%)
>50% Bulk Billing Postcodes	95 (66.4%)

Most Expensive Postcode Surveyed	2025 (Woollahra)
Least Expensive Postcode Surveyed	2138 (Rhodes)

Out-of-pocket Costs – Greater Sydney

Below are the five most and least expensive suburbs in Greater Sydney to visit a GP clinic, split by the average out-of-pocket cost.



Key Statistics – The Northern Territory

Postcodes Surveyed	14
Excluded Postcodes	9
Analysed Postcodes	5

Analysed Postcodes	5
100% Bulk Billing Postcodes	0
0% Bulk Billing Postcodes	1 (20.0%)
>50% Bulk Billing Postcodes	1 (20.0%)

There were too few analysed postcodes in the Northern Territory to provide any further breakdown.

Key Statistics – Tasmania

Postcodes Surveyed	57
Excluded Postcodes	49
Analysed Postcodes	8

Analysed Postcodes	8
100% Bulk Billing Postcodes	0
0% Bulk Billing Postcodes	4 (50.0%)
>50% Bulk Billing Postcodes	0

Most Expensive Postcode Surveyed	7018 (Bellerive)
Least Expensive Postcode Surveyed	7320 (Burnie)

The average out-of-pocket cost of a standard, 15-minute consultation in [Bellerive \(7018\)](#) is \$52.25.

The average out-of-pocket cost of a standard, 15-minute consultation in [Burnie \(7320\)](#) is \$36.50.

There were too few analysed postcodes in Tasmania to provide any further breakdown.

Conclusion

Our listing of GP clinics serving approximately 70% of the Australian population represents the most comprehensive survey yet undertaken on the [state of primary care accessibility](#) in Australia.

While the Blue Report's aggregate national results showed a worrying lack of accessible bulk billing clinics, the postcode breakdown clearly indicates that bulk billing rates and out-of-pocket costs [vary widely](#) from area to area.

These are, however, just local averages. In almost all cases it's still possible for any patient to find a GP clinic that bulk bills or meets their affordability criteria, regardless of their postcode.

But patients require a service that shows them where these GP clinics are.

And, without Cleanbill, no such service exists.