



Historical Comparison Report

National Dermatologist Listings

June 2025

Who we are

Cleanbill is a healthcare directory with one simple aim: to increase healthcare accessibility.

We believe that healthcare is at its most accessible when you can see all your options and their costs before making a booking.

So, Cleanbill shows you just that.

What we do

We collect basic background, pricing, availability, location and contact information for every single healthcare practice of a given speciality in a given area.

Then we put it all on cleanbill.com.au.

Users in that area can then search Cleanbill to find every single healthcare practitioner around them and filter those results by the price of their basic services. So, in one simple, free search on Cleanbill, users can find a practitioner who meets all of their affordability and availability criteria without ever having to pick up the phone.

Users can also access Cleanbill's aggregated data from any of our data collections through [Cleanbill Data](#).

What this report is

On 2 July 2024, the Australian Institute of Health and Welfare (AIHW) released data showing the total out-of-pocket costs paid by Australians when visiting specialists in 2022-23.

Following this, Cleanbill released our 2024 Dermatologist Listings Report which established how these out-of-pocket costs break down for individual appointments with specialist dermatologists in 2024.

But we weren't done.

The AIHW data has a historical aspect; it shows you how much total out-of-pocket specialist costs have increased over the past couple of years. And we wanted our data to do the same.

Luckily, Cleanbill's precursor, MindTheGap, collected billing data for 165 dermatology clinics in March 2017 that are still operating as of March 2025. This is just over half (58.9%) of the total dermatology clinics Cleanbill has been able to find nationally.

This Report compares MindTheGap's 2017 billing data with the billing data for the same clinics in 2025 to show how much the cost of a dermatologist appointment has increased in the past 8 years.

It also refers back to the AIHW data to show whether this matches the trends the AIHW is observing with specialist costs as a whole.

What the data means

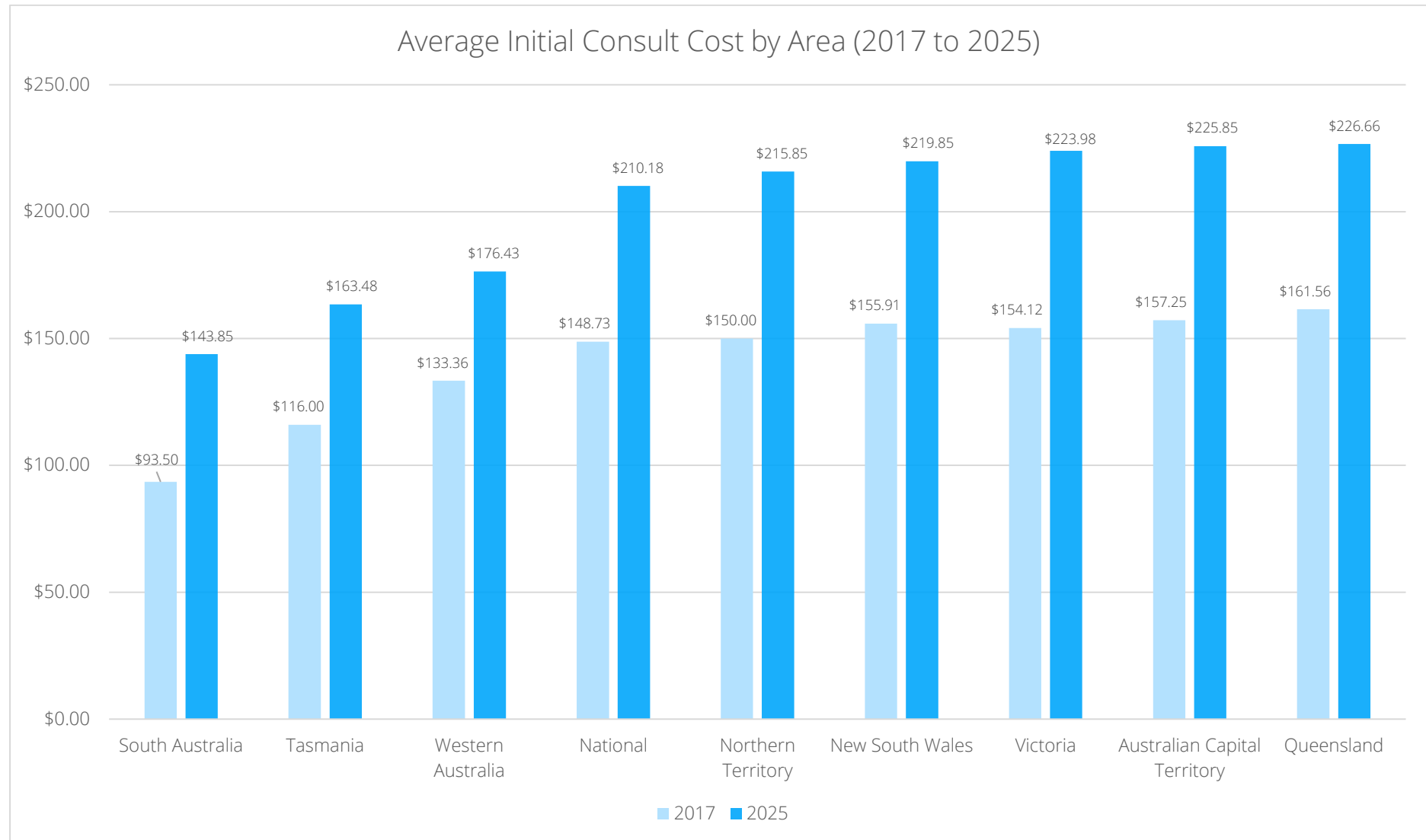
Cleanbill's data reflects its listings; it aims to provide the best understanding of what every dermatology clinic around you would say if you, as a regular adult, asked for their pricing and availability information for out-of-hospital, initial and follow-up consultations. With this in mind, the definitions of the terms in this Report are as follows:

- Clinics listed – this is the total number of clinics that Cleanbill lists in its database for the given area.
- Average Initial Consult Cost – this is the average out-of-pocket cost of an out-of-hospital initial consultation (MBS Item 104) for a regular adult patient amongst all clinics in the area:
 - In March 2017, the Medicare rebate for this item was \$72.75.
 - In March 2025, the Medicare rebate for this item is \$84.15.
- Average Follow-up Consult Cost – this is the average out-of-pocket cost of an out-of-hospital follow-up consultation (MBS Item 105) for a regular adult patient amongst all clinics in the area:
 - In March 2017, the Medicare rebate for this item was \$36.55.
 - In March 2025, the Medicare rebate for this item is \$42.30.

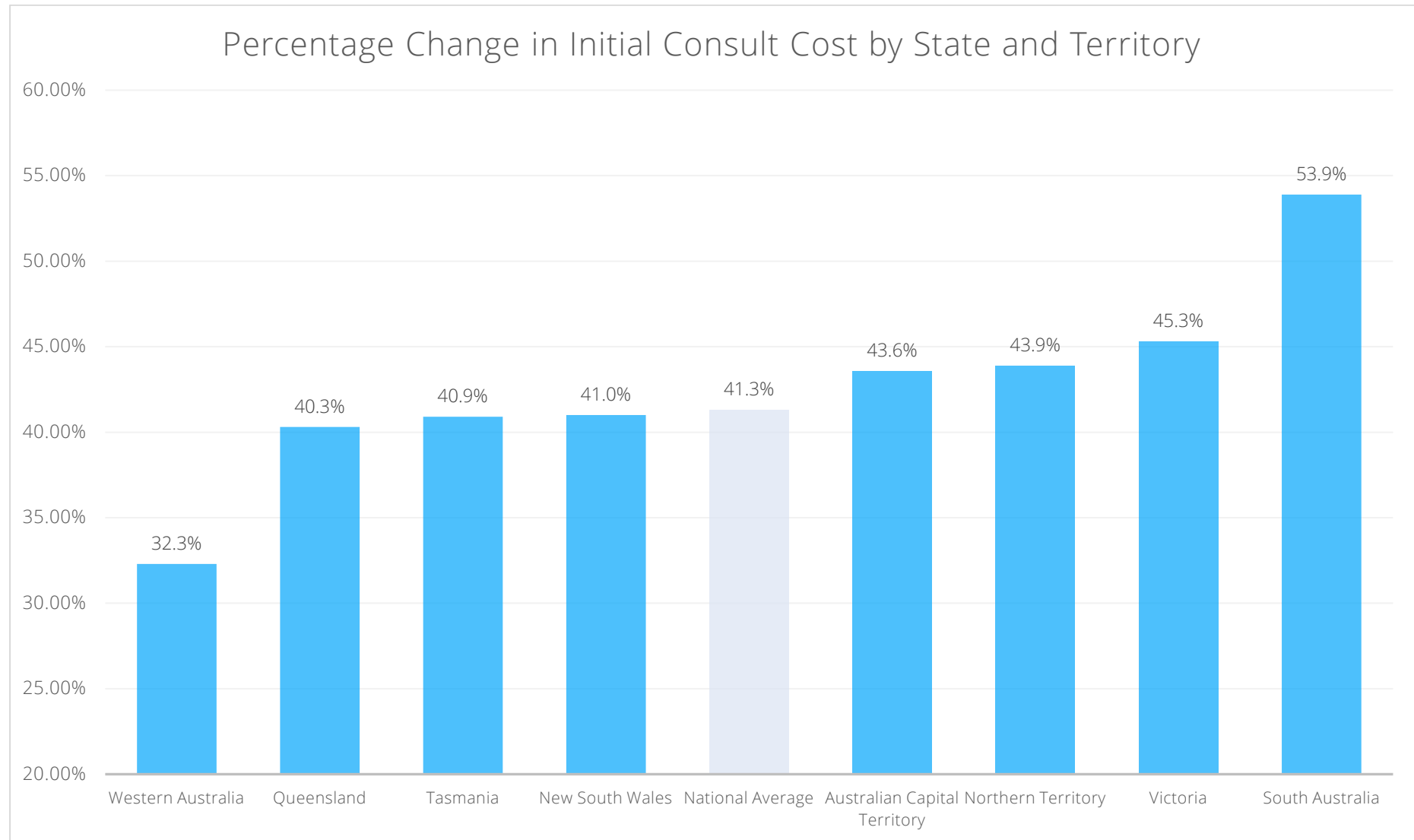
Initial Consult Overview

Area	Clinics	Average Initial Consult Cost		Total Change in Initial Consult Cost	Percentage Change in Initial Consult Cost
		2017	2025		
National	165	\$148.73	\$210.18	+\$61.45	+41.3%
New South Wales	53	\$155.91	\$219.85	+\$63.94	+41.0%
Victoria	39	\$154.12	\$223.98	+\$69.86	+45.3%
Queensland	36	\$161.56	\$226.66	+\$65.11	+40.3%
Western Australia	18	\$133.36	\$176.43	+\$43.07	+32.3%
South Australia	12	\$93.50	\$143.85	+\$50.35	+53.9%
Tasmania	4	\$116.00	\$163.48	+\$47.48	+40.9%
Australian Capital Territory	2	\$157.25	\$225.85	+\$68.60	+43.6%
Northern Territory	1	\$150.00	\$215.85	+\$65.85	+43.9%

Historical Breakdown – Change in Initial Consult Cost



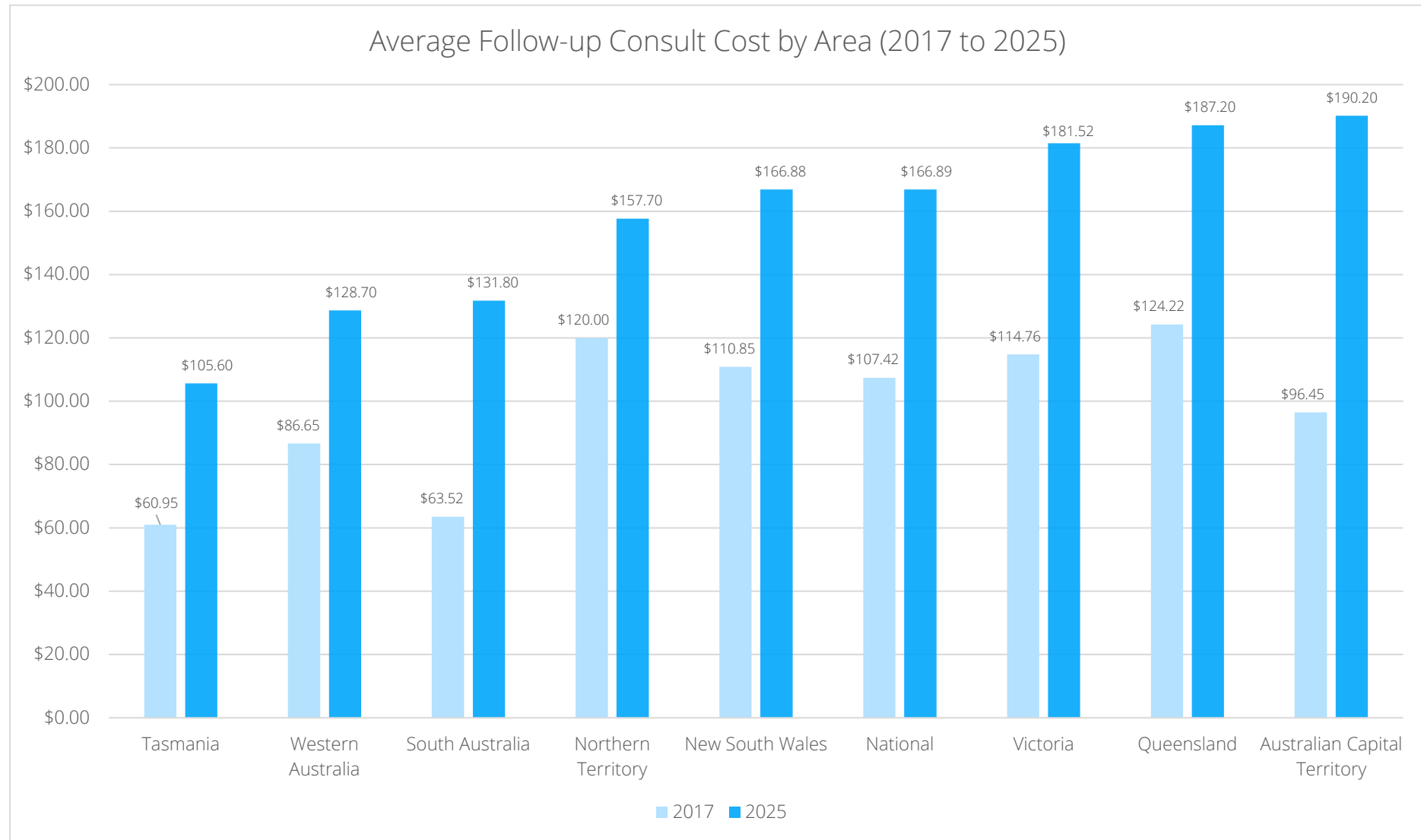
Historical Breakdown – Percentage Change in Initial Consult Cost



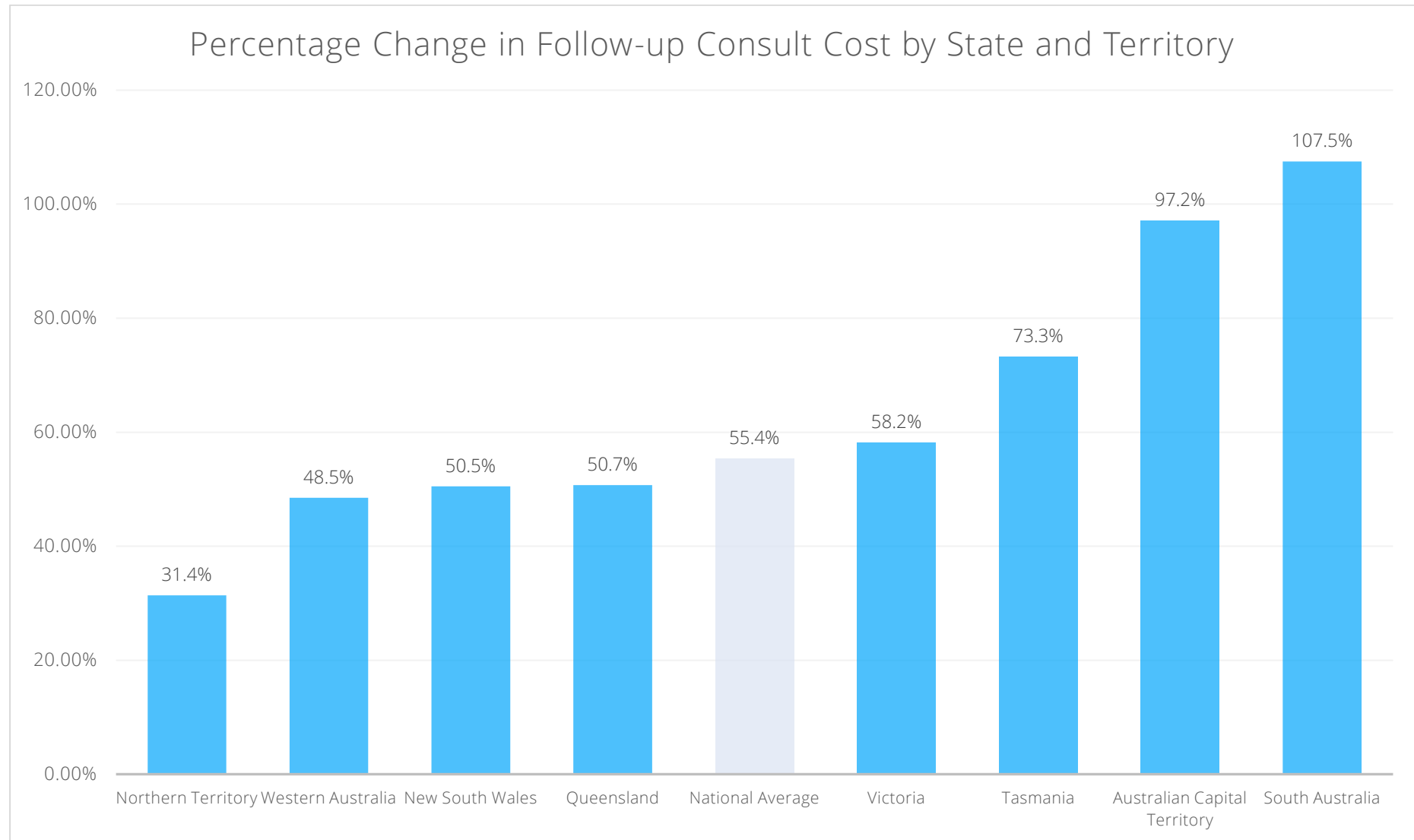
Follow-up Consult Overview

Area	Clinics	Average Follow-up Consult Cost		Total Change in Follow-up Consult Cost	Percentage Change in Follow-up Consult Cost
		2017	2025		
National	165	\$107.42	\$166.89	+\$59.46	+55.4%
New South Wales	53	\$110.85	\$166.88	+\$56.02	+50.5%
Victoria	39	\$114.76	\$181.52	+\$66.77	+58.2%
Queensland	36	\$124.22	\$187.20	+\$62.98	+50.7%
Western Australia	18	\$86.65	\$128.70	+\$42.05	+48.5%
South Australia	12	\$63.52	\$131.80	+\$68.28	+107.5%
Tasmania	4	\$60.95	\$105.60	+\$44.65	+73.3%
Australian Capital Territory	2	\$96.45	\$190.20	+\$93.75	+97.2%
Northern Territory	1	\$120.00	\$157.70	+\$37.70	+31.4%

Historical Breakdown – Total Change in Follow-up Consult Cost



Historical Breakdown – Percentage Change in Follow-up Consult Cost



Conclusion

The AIHW data shows that total Medicare rebates paid on out-of-hospital specialist appointments have increased by \$100 million since 2016-17, while out-of-pocket costs paid by patients have [increased by almost \\$500 million](#).

This Report is the first in Australian history to show the impact of these fee increases on the [cost of an individual dermatologist visit](#).

And that impact has been [big](#).

In the last [8 years](#), average initial consultation costs have [increased by over 40%](#), or [\\$60](#), while average follow-up consultation costs have increased by [over 55%](#).

This has driven up total costs, with the 2025 nationwide average cost of an initial dermatologist consultation now sitting at [\\$296.71](#). Or [more than 3.5x the Medicare rebate](#).

Private health insurance [does not cover](#) these consultations. The entire out-of-pocket cost is [paid by the patient](#).

In these circumstances, it's easy to see why the number of Australians putting off specialist care [due to cost](#) has risen from [176,000 in 2016-17](#) to [900,000 in 2023-24](#).

This [should not be happening](#).

If out-of-hospital healthcare is to be accessible for all Australians, a service that helps people find available doctors who they can afford around them is no longer a luxury; [it's a necessity](#).

Without Cleanbill, [no such service exists](#).